





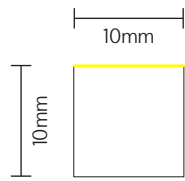
VEKTA VHB1010



Key Features

- Minimum bend diameter = 150mm
- UV resistant
- 120 degree beam angle
- Horizontal Bend
- Dimmable

Dimensions



* Mounting Channel image is for reference and may change from strip to strip.

Technical Data

CCT	Wattage (W/m)	Lumens (lm/m) (4000K) (CRI>80)	Max Length (m)	Cut Length (mm)
Mono	10	490	5	16.67

Code

Example:

VHB1010 - S109040DEDO-2400

Profile	Mounting	Power	CRI	CCT	Connector	Driver	Length
VHB1010	S Surface Mounted	10 10 W/m	80 CRI > 80 90 CRI > 90*	22 2200K 27 2700K 30 3000K 35 3500K 40 4000K 45 4500K 50 5000K 65 6500K	DE Direct Entry SE Side Entry BE Bottom Entry JU Jumper	DO Non-Dim DA DALI-Dim SW Switch-Dim CA Casambi T2 Tunable White	- XXXX mm

*MOQ on CRI>90